CE ETA ISO9001

固耐安 FIXDEX

Making fixing dexterity

Fixdex Fastening Technology Co.,Ltd（HK）
Hebei Goodfix Industrial Co.,ltd
Hebei Goodfix Industrial tech Co.,Ltd
Hebei Goodfix New Material Co.,Ltd
Goodfix (JIZE) Hardware Manufacture Co.,Ltd
Hebei Matrix Power Mechanical Equipment Co.,Ltd

+86 18002570677

info@fixdex.com

CE ETA ISO9001

ABOUT US

FIXDEX is the world's leading building hardware Manufacturer and system solution provider,
it self-owns 5 large scale manufacturing units, 1 R&D inspection institution, 2 overseas branches.

FIXDEX focuses on concrete fixing technology, building hardware connection and support systems,
providing customized products and differentiated system solutions according to different application scenarios.

FIXDEX develops, produces and sells high-performance products for the construction industry. The product range covers post-fastening systems, mechanical connection systems, photovoltaic support systems, seismic support systems, installation, positioning and screw fixing systems. It continues to innovate in research and development, providing differentiated products, strong technical support and comprehensive solutions. FIXDEX is committed to becoming the global leader in the construction hardware industry and doing its best to serve customers in the best way.

Through years of hard work in the international market, we have integrated
our advantages and formed FIXDEX`s unique corporate culture and management philosophy.

20+	50+	150+	260+
R&D engineers	**Technicians**	**Functional departments**	**Front-liners**
Focus on new product development industrial upgrading system construction	Provide professional technical support	Focus on production and service assurance	Responsible for various equipment operations and warehouse management

GOODFIX&FIXDEX Group

CE ETA ISO9001



Factory1 Anchor Manufacturing

Factory2 Thread Rod Manufacturing

Factory3 Hex bot Manufacturing

Factory4 Surface Treatment Plant

Factroy5 Photovoltaic brackets Manufacturing

WHY US

With the tenet of being strong, durable and safe, FIXDEX is determined to provide safe and reliable system services for the construction industry. International trademark FIXDEX, making fixing dexterity, means FIXDEX provides more efficient and smart solutions for global building installation and support systems.

Taking people-oriented, cost and large-scale capital as an effective guarantee for the company's steady development and sustainable operation, various standards and norms that adapt to the company's development rules have been established.



FIXDEX produces special construction anchors and tools for key projects. It breaks European technical barriers through independent research and development, improves equipment automation, and strengthens digital innovation. FIXDEX products are constantly increasing domestic and foreign market share, and are determined to lead the development of the industry.

FIXDEX self-owns multi pieces of surface treatment lines, implements Closed-loop production of the entire industrial chain.

At present, our laboratory is equipped with product tensile test, compression test, tensile strength testing, Shear strength test, nut load holding test, pipe flattening test, Charpy impact test, hardness test, metal spectrum analysis, combination structure analysis of metal material, tensile benchmark test on non-cracked concrete, tensile benchmark test on cracked concrete, The test capabilities, test methods and test results of shear benchmark test on non-cracked concrete and shear benchmark test on cracked concrete have been recognized by other domestic testing institutions.

CE ETA ISO9001

Our honor

- FIXDEX has an in-depth strategic cooperative relationship with the China Academy of Engineering Physics (Ninth Institute) and Hebei University of Engineering. FIXDEX is a national high-tech enterprise and a national specialized new enterprise. It has an A-level industrial enterprise R&D institution, Handan City Anchor Bolt and Equipment Technology Innovation Center, and Hebei Province Anchor Bolt Industry Technology Innovation alliance, has undertaken major scientific and technological projects in Handan City.

- There is a PHD work station in FIXDEX GROUP.

- The company's own international brand FIXDEX is registered and sold in more than 70 countries around the world.At the same time, the company participated in the compilation of the national standards "Standard for Test Methods of Prefabricated Supports and Hangers" and "Installation and Acceptance Procedures for Seismic Supports and Hangers".

- Our products have passed the EU ETA, European CE, North American ICC certification, applied S-level inspection of anchor bolts and other authoritative product performance tests, applied for CMA and CNAS certification, and actively apply for national key laboratories.

Values

Factory with wisdom and noble virtue can go further

Purpose

Strong durable and safe Products

Promote the development of building hardware technology, ead the innovation of building installation methods.

Patent project









GOODFIX&FIXDEX Group

FIXDEX will focus on product and technology research and development, equipment automation improvement, digital innovation, and systematic services. It is committed to improving productivity and providing better services and corresponding solutions for the construction industry. It extends the vitality of buildings and businesses with durable and safe products.

CE EOTA ISO9001

中国铁路工程集团有限公司	中国建筑集团有限公司	中国中煤能源集团有限公司	福耀玻璃工业集团股份有限公司	蒂升电梯（中国）有限公司	上海三菱电梯有限公司
苏州金螳螂建筑装饰股份有限公司	深圳市置华机电设备有限公司	日立电梯（中国）有限公司	富士达电梯配件有限公司	东芝电梯（中国）有限公司	奥的斯电梯（中国）有限公司
通力电梯有限公司	迅达（中国）电梯有限公司	沃克斯迅达电梯有限公司	浙江亚厦装饰股份有限公司	江苏国苏科技有限公司	深圳市三鑫科技发展有限公司
奥的斯机电电梯有限公司	苏州柯利达装饰股份有限公司	江苏森基建筑工程科技有限公司	广州市派来图建筑科技有限公司	福建欧丽舍建筑材料有限公司	安固士（天津）建筑材料有限公司
江苏省中原通用机电有限公司	盛年科技有限公司	沈阳远大铝业工程有限公司	北京江河幕墙系统工程有限公司	浙江中南建设集团有限公司	深圳市科源建设集团股份有限公司
深圳市方大建科集团有限公司	广东邦达机电科技有限公司	广东雅仕格科技集团有限公司	江苏赛鼎崮机电科技有限公司	镇江宝莱电气有限公司	亿德顺科技有限公司
广东申菱空调设备有限公司	威海热电集团有限公司	苏州地铁6号线	苏州华为研发中心	攀岩主义杭州馆	西安地铁6号线
济南遥墙国际机场二期改扩建工程	长沙市黄花综合保税区	长沙润和国际广场	长沙市明昇壹城房地产项目	衡阳市创新创业大厦	岳阳市图书馆

GOODFIX&FIXDEX Group

CE EOTA ISO9001

Special anchors for elevator installation and supporting tools

Screw type anchors(wedge anchor) 13

Elevator anchors(sleeve anchor) 19

System Solution for application field of high-speed rail way/ subway/ airport/nuclear power/ thermal power/ hydropower/ curtain wall/ seismic/ pipe gallery/ reinforcement and so on.

Self-cutting mechanical anchor 25

Self-cutting mechanical anchor(H type) 29

Rear-bottomed mechanical anchor 32

Adhesive die enlarged bottom anchor 35

Heavy anchor  37

Anchor designation and customization 39

Self-tapping anchor bolt 41

Special anchors for curtain wall/reinforcement and supporting tools

Chemical anchor 43

Styling chemical anchor 45

Inverted conical chemical anchor 48

Injection reinforced glue 49

Hex bolt/ hex nut/ washer

Hex bolt 51

Hex nut 51

Washer 51

Installing tools 53

Comparison table of design values of anchor tension/ shear force 55

Anchorage basics 57

Thread rod(screw type) and other threaded products
(please require for a fascicule) 59

Photovoltaic supporting system(please require for a fascicule)

Seismic and pipe gallery supporting system(please require for a fascicule)

GOODFIX&FIXDEX Group

Special anchors for elevator installation and supporting tools

CE EOTA ISO9001

Screw type anchors(wedge anchor)

Product characteristics

1.Long Thread

It is applied for interval installation and can be adjustable

2.Hit the head

Knock Head can provent the thread from any damagewhen it is knocked in the drilling hole.

3.Better Function

It offers the maximum flexibility in installation for its shallow and standard embedment depth.

4.Identification of characteristics

The casting ring (bulge part) is the obvious identifying clue.

- **Product's Features:**
- **Body Material:**
- Carbon Steel 、 Stainless Steel

Available Range:

It is widely used for perforative objects, like experiment, guide rail, bracket,etc…

- **Suitable Substrate:**

Concrete and Natural Hard Stone

- **Technical Advantage:**

The red line is a depth mark. Make it easy to see the installation depth.

Two different of embedment depth can satisfy the different requirements of plate thickness and drilling depth.

The shallow embedment is for low tensile strength requirement.

Standard embedment is for higher tensile strength requirement.

Cold forging technology makes the anchor has good extension ability and not break during changing the installation angel.

Many choices of threads' length can be good choices for special assembling requirements.

To choose the embedment depth based on the depth of plate thickness. The pulling force will be increased when the anchor is embedment deeper.

GOODFIX&FIXDEX Group

Special anchors for elevator installation and supporting tools

Installation Data (GNA 304)

Size	Drill diameter (φ)	Drilling depth (mm)	Depth		Effective depth		Anchorage thickness	
			standard depth	shallow dept	standard depth	shallow dept	standard depth	shallow dept
M6×65	6. 0	55. 0	50	37	43	30	18	5
M8×60	8. 0	50. 0	40	37	33	30	8	5
M8×70	8. 0	60. 0	50	37	43	29	18	5
M8×80	8. 0	60. 0	50	36	43	29	24	10
M8×90	8. 0	60. 0	50	38	43	30	32	20
M10×90	10. 0	70. 0	60	45	50	35	30	15
M10×100	10. 0	70. 0	60	45	50	35	40	25
M10×120	10. 0	70. 0	60	45	50	35	60	45
M12×100	12. 0	90. 0	75	54	68	42	26	5
M12×110	12. 0	90. 0	80	62	68	50	28	10
M12×120	12. 0	90. 0	80	53	68	41	47	20
M12×140	12. 0	90. 0	80	67	68	54	53	40
M12×150	12. 0	90. 0	80	63	68	51	67	50
M16×100	16. 0	90. 0	70	65	60	49	10	5
M16×125	16. 0	115. 0	90	65	80	50	35	10
M16×140	16. 0	115. 0	95	77	80	62	38	20
M20×125	20. 0	105. 0	90	76	75	58	24	10
M20×160	20. 0	130. 0	115	77	100	59	58	20

Installation Data (GNA UNC)

Size	Drill diameter (φ) in	Drilling depth (mm) in	Depth in	Effective depth in	Anchorage thickness in
1/2-13UNCX3. 937	0. 500	2. 953	2. 756	2. 244	0. 394
5/8-11UNCX5-1/2	0. 625	3. 937	3. 740	3. 071	0. 787
3/4-10UNCX4. 724	0. 750	2. 952	2. 756	1. 969	0. 787
3/4-10UNCX5-1/2	0. 750	3. 346	3. 150	2. 362	1. 181
3/4-10UNCX6-3/10	0. 750	3. 937	3. 543	2. 756	1. 575

Referred margin and spacing value of effective embedment depth

Size	M6	M8	M10	M12	M16	M20
1/2-13UNCX3. 937	0. 500	0. 500	2. 953	2. 756	2. 244	0. 394
1/2-13UNCX3. 937	0. 500	0. 500	2. 953	2. 756	2. 244	0. 394



CE ETA ISO9001

Comparison table of design values of anchor tension/ shear force

Elevator anchor GR. 5.8

Non-crack concrete substrate							
Size(KN)	M6	M8	M10	M12	M16	M20	M24
Tension	3.00	6.10	7.50	11.20	17.90	23.30	39.20
Shearing Force	3.70	5.90	7.90	12.80	19.30	27.10	48.00
Cracked concrete substrate							
Size(KN)	M6	M8	M10	M12	M16	M20	M24
Tension	1.50	3.00	3.70	6.60	9.70	12.30	22.50
Shearing Force	3.70	5.90	7.90	12.80	19.30	27.10	48.00

Elevator anchor GR. 5.8

Standard depth						
Size(KN)	M6	M8	M10	M12	M16	M20
Tension	4.00	9.00	11.30	16.70	24.70	39.70
Shearing Force	3.80	5.80	8.90	12.30	21.80	37.80
Shallow depth						
Size(KN)	M6	M8	M10	M12	M16	M20
Tension	3.00	7.00	9.60	12.90	15.90	26.70
Shearing Force	3.80	5.80	8.90	12.30	21.80	37.80

Elevator anchor GR. 8.8

Non-crack concrete substrate							
Size(KN)	M6	M8	M10	M12	M16	M20	M24
Tension	4.20	6.70	8.90	13.50	24.60	32.90	52.30
Shearing Force	7.10	8.60	9.90	17.30	29.80	48.60	59.60
Cracked concrete substrate							
Size(KN)	M6	M8	M10	M12	M16	M20	M24
Tension	2.25	3.60	4.50	6.50	13.10	19.20	27.40
Shearing Force	7.10	8.60	9.90	17.30	29.80	48.60	59.60

Wedge anchor GR. 8.8

Standard depth						
Size(KN)	M6	M8	M10	M12	M16	M20
Tension	6.00	13.50	15.70	19.80	29.20	42.70
Shearing Force	5.70	8.70	13.35	18.45	32.70	56.70
Shallow depth						
Size(KN)	M6	M8	M10	M12	M16	M20
Tension	3.00	10.50	12.70	16.50	22.90	32.50
Shearing Force	3.80	8.70	13.35	18.45	32.70	56.70

Elevator anchor SS304

Non-crack concrete substrate							
Size(KN)	M6	M8	M10	M12	M16	M20	M24
Tension	3.90	6.90	8.20	13.60	19.80	27.50	53.20
Shearing Force	7.20	8.80	10.10	17.40	31.20	39.60	60.20
Cracked concrete substrate							
Size(KN)	M6	M8	M10	M12	M16	M20	M24
Tension	2.20	3.70	4.30	7.10	10.20	14.50	28.30
Shearing Force	7.20	8.80	10.10	17.40	31.20	39.60	60.20

Wedge anchor SS304

Standard depth						
Size(KN)	M6	M8	M10	M12	M16	M20
Tension	7.20	16.20	19.80	22.30	32.40	44.50
Shearing Force	6.85	10.44	16.02	22.14	39.24	68.04
Shallow depth						
Size(KN)	M6	M8	M10	M12	M16	M20
Tension	5.40	12.60	16.50	19.80	30.60	41.20
Shearing Force	6.84	10.44	16.02	22.14	39.24	68.04

Heavy anchor GR. 8.8

Non-crack concrete substrate					
Size(KN)	M8	M10	M12	M16	M20
Tension	14.10	18.80	22.80	32.30	45.80
Shearing Force	18.20	25.60	42.50	64.70	108.50
Cracked concrete substrate					
Size(KN)	M8	M10	M12	M16	M20
Tension	5.50	9.60	16.30	23.20	31.40
Shearing Force	18.90	25.60	41.60	63.50	105.90

Rear-bottomed anchor

Non-crack concrete substrate					
Size(KN)	M8	M10	M12	M16	M20
Tension	16.3	20.30	27.60	41.80	57.20
Shearing Force	19.60	26.60	43.60	67.60	109.00
Cracked concrete substrate					
Size(KN)	M8	M10	M12	M16	M20
Tension	8.90	10.30	14.00	22.40	29.80
Shearing Force	19.60	26.60	43.60	37.60	109.00

Heavy anchor SS304

Non-crack concrete substrate					
Size(KN)	M8	M10	M12	M16	M20
Tension	15.10	19.30	24.30	32.60	47.80
Shearing Force	19.20	27.30	43.60	68.70	125.30
Cracked concrete substrate					
Size(KN)	M8	M10	M12	M16	M20
Tension	7.50	9.50	13.10	17.20	25.30
Shearing Force	19.20	27.30	43.60	68.70	125.30

Rear-bottomed anchor SS304

Non-crack concrete substrate					
Size(KN)	M8	M10	M12	M16	M20
Tension	16.50	21.20	27.70	40.90	56.50
Shearing Force	27.30	32.10	47.20	70.60	112.30
Cracked concrete substrate					
Size(KN)	M8	M10	M12	M16	M20
Tension	8.80	10.90	14.10	21.20	29.30
Shearing Force	27.30	32.10	47.60	70.60	112.30

Heavy anchor SS316

Non-crack concrete substrate					
Size(KN)	M8	M10	M12	M16	M20
Tension	15.10	19.39	24.50	33.40	47.50
Shearing Force	19.20	27.30	43.60	68.70	125.30
Cracked concrete substrate					
Size(KN)	M8	M10	M12	M16	M20
Tension	7.50	9.50	13.10	17.20	25.30
Shearing Force	19.20	27.30	43.60	68.70	125.30

Rear-bottomed anchor SS316

Non-crack concrete substrate					
Size(KN)	M8	M10	M12	M16	M20
Tension	16.50	21.29	27.90	42.90	56.50
Shearing Force	27.30	32.10	47.20	70.60	112.30
Cracked concrete substrate					
Size(KN)	M8	M10	M12	M16	M20
Tension	8.80	10.90	14.30	21.50	29.30
Shearing Force	27.30	32.10	47.20	70.60	112.30

GOODFIX&FIXDEX Group

Special anchors for elevator installation and supporting tools

Elevator anchors(sleeve anchor)

Certified:

- National Center For Quality Supervision And Test Of Building Engineering
- National Center For Test Of Building Materials
- China National Center for Quality Supervision and Test of Standard Parts

CE EOTA ISO9001

● Product' s Features

Elevator Anchor is also called Bolt Anchor or Elevator Pull Explosion.

- Body Material:
  Carbon Steel, Stainless Steel
- Available Range:
  It is applied for all kinds of steel structures.
- Suitable Substrate:
  Concrete and Natural Hard Stone
- Advantage:
  - It is the best choice to assemble the guide rail, bracket, clamp and landing door device.
  - It has a good command of antiknock and durability after expanding.
  - It is very convenient for assembling and fixing, usually for heavy loading facilities due to thickened pipe and increased washer.
  - It still has good safety function and higher bearing capacity even used in cracked concrete.
  - It assures the best anchorage reliability due to free of swelling stress.

Optimized conical degree of elevator screw is well matched with sleeve pipe.
It assures the maximum tensile load and the minimum edge spacing limit, Knurling sleeve pipe greatly enhanced the friction force with the concrete.



Thickened sleeve pipe can greatly increase its tensile strength.

The chamfering head makes it easy to be installed and avoid the damage on thread during installation.

● Installation Procedure

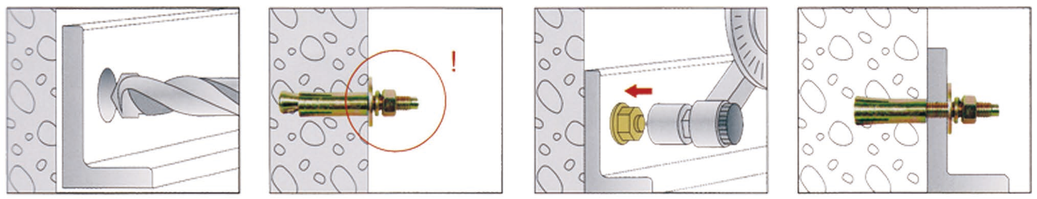

CE ETA ISO9001

Installation Data (GNA Grade 5.8)

Size	Sleeve length	sleeve outer diameter	Diameter of drill	Depth of drill	effective depth	Maximum anchorage thickness
M6×50	30. 0	10. 0	10. 0	30. 0	30. 0	5. 0
M6×65	40. 0	10. 0	10. 0	40. 0	40. 0	10. 0
M8×65	40. 0	12. 0	12. 0	45. 0	40. 0	10. 0
M8×70	40. 0	12. 0	12. 0	45. 0	40. 0	10. 0
M8×80	50. 0	12. 0	12. 0	55. 0	50. 0	15. 0
M8×90	60. 0	12. 0	12. 0	65. 0	60. 0	15. 0
M10×70	40. 0	14. 0	14. 0	45. 0	40. 0	10. 0
M10×80	40. 0	14. 0	14. 0	45. 0	40. 0	15. 0
M10×95	45. 0	14. 0	14. 0	50. 0	45. 0	15. 0
M10×100	60. 0	14. 0	14. 0	65. 0	60. 0	20. 0
M10×120	70. 0	14. 0	14. 0	75. 0	70. 0	20. 0
M12×100	50. 0	17. 0	17. 0	65. 0	50. 0	20. 0
M12×110	60. 0	17. 0	17. 0	70. 0	60. 0	20. 0
M12×120	60. 0	17. 0	17. 0	70. 0	60. 0	30. 0
M12×130	80. 0	17. 0	17. 0	90. 0	80. 0	20. 0
M12×150	80. 0	17. 0	17. 0	90. 0	80. 0	40. 0
M16×125	60. 0	22. 0	22. 0	70. 0	60. 0	25. 0
M16×150	80. 0	22. 0	22. 0	90. 0	80. 0	40. 0
M16×180	100. 0	22. 0	22. 0	110. 0	100. 0	50. 0
M16×200	120. 0	22. 0	22. 0	130. 0	120. 0	50. 0
M20×160	80. 0	25. 0	25. 0	95. 0	80. 0	40. 0
M20×200	110. 0	25. 0	25. 0	125. 0	110. 0	50. 0
M24×200	110. 0	32. 0	32. 0	130. 0	110. 0	50. 0

Installation Data (GNA Grade 8.8)

Size	Sleeve length	Sleeve outer diameter	Diameter of drill	Depth of drill	Effective depth	Max anchorage thickness
M8×80	50. 0	12. 0	12. 0	55. 0	50. 0	15. 0
M10×80	40. 0	14. 0	14. 0	45. 0	40. 0	15. 0
M10×100	60. 0	14. 0	14. 0	65. 0	60. 0	20. 0
M12×100	50. 0	17. 0	17. 0	65. 0	50. 0	20. 0
M12×120	60. 0	17. 0	17. 0	70. 0	60. 0	30. 0
M12×150	80. 0	17. 0	17. 0	90. 0	80. 0	40. 0
M16×125	60. 0	22. 0	22. 0	70. 0	60. 0	25. 0
M16×150	80. 0	22. 0	22. 0	90. 0	80. 0	40. 0
M20×160	80. 0	25. 0	25. 0	95. 0	80. 0	40. 0

Installation Data (GNA 304)

Size	Sleeve length	Sleeve outer diameter	Diameter of drill	Depth of drill	Effective depth	Max anchorage thickness
M10×100	60. 0	14. 0	14. 0	65. 0	60. 0	20. 0
M12×100	50. 0	17. 0	17. 0	65. 0	50. 0	20. 0
M12×120	60. 0	17. 0	17. 0	70. 0	60. 0	30. 0
M16×125	60. 0	22. 0	22. 0	70. 0	60. 0	25. 0

Referred margin and spacing value of effective embedment depth

Size Anchor	M6	M8	M10	M12	M16	M20	M24
Recommended min spacing value (mm)	60	80	90	110	130	150	200
Min margin values are recommended(mm)	80	100	120	150	180	200	260

U-bolt commonly known as "horse-riding bolt"

U-bolt commonly known as "horse-riding bolt"

Carbon steel Q235A Q345B alloy steel, stainless steel, etc.

M12--M30 customizable

Black, yellow/white zinc plating, hot dip galvanizing, Dacromet.

GB(GB/T), German standard (DIN), British standard (BS), Japanese standard (JB)

With mature technology, U-bolt was formed after punching molding, stable structure, standard thread, clear thread, uniform force, smooth surface, clear thread, deep and neat, uniform force is not easy to slide wire, easy to install. Complete specifications, support non-standard customization.

Widely used in construction installation, mechanical parts connection, vehicles, ships, bridges, tunnels, railways and so on.

Hexagon welding nut

Hexagon welding nut

Stainless steel, carbon steel and other metals.

M3 -- M16 customizable

Whitewashing, black, yellow/white zinc plating, hot dip galvanizing, Dacromet

GB(GB/T),GB (GB/T), German standard (DIN), British standard (BS), Japanese standard (JB)

surface is smooth without burrs, and the thread details are refined. The thread is clear, deep and neat, and the force is uniform and not easy to slip. High quality material selection, one punching molding technology, strong, safe and durable. Easy to install and use, complete specifications, support non-standard customization

Widely used in construction installation, mechanical parts connection, vehicles, ships, Bridges, tunnels and railways

GOODFIX&FIXDEX Group

Special anchors for elevator installation and supporting tools

Elevator guide rail clips



24K Series Rail clip

MT series Rail clip

RL series Rail clip

TS series Rail clip

SD series Rail clip

Hollow Rail clip

Slider Rail clip

Applicable for all kinds of elevator rails

GOODFIX&FIXDEX Group

System Solution for application field of high-speed rail way/ subway/ airport/ nuclear power/ thermal power/ hydropower/ curtain wall/ seismic/ pipe gallery/ reinforcement and so on.

CE EOTA ISO9001

Self-undercut Mechanical Anchor Bolts

• Product description

It is composed of screw, bottom expansion sleeve, flat washer, spring washer and nut.
There are 5.8 grade steel, 8.8 grade steel, 304 (A2-70) /316 (A4-80) stainless steel and other materials available.
Surface treatment (except stainless steel) :
1, Electric galvanizing (zinc layer thickness> 5μm), used in ordinary environment;
2,Hot dip galvanizing (zinc layer thickness > 45μm), used in corrosive environment.

• Product application

Applied to non-cracked concrete/cracked concrete, natural stone and other substrates, high load structural parts fixation or heavy equipment installation
* Self-expanding bottom mechanical anchors have stable and excellent anchoring performance under high loads, vibration loads and impact loads.
* Mechanical locking, no need to wait for curing time after installation, improve construction efficiency.

• Operation process

1. Drill holes of the corresponding diameter and depth by using a straight hole drill to
2. Blow ash at the hole until there is no dust overflow in the hole by using a blowing aircraft to 3. Hammer down the self-expanding bottom anchor bolt by using a hammer-drill so that the bottom can be opened to complete anchoring

EOTA CE ISO ISO9001 CNAS MA

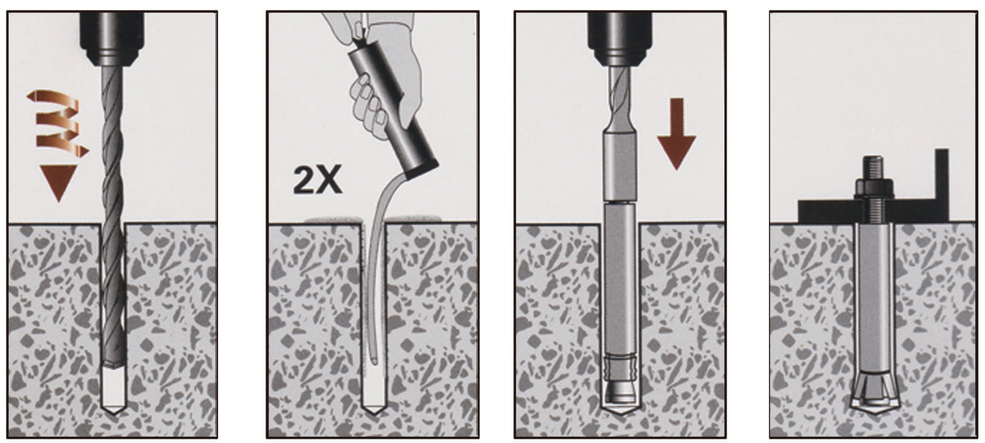

Drilling a hole | Dusting | Hammer down with a hammer-dril | Complete Anchoring

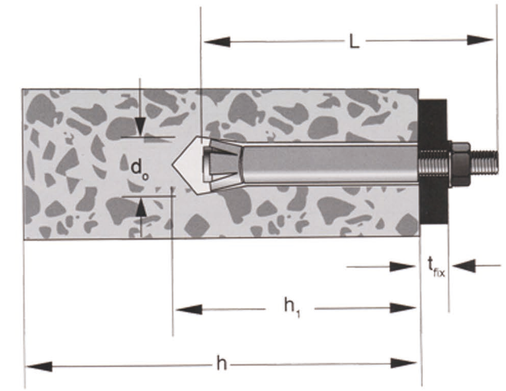

• Products specification and technical data

SIZE	Product specifications	Drill diameter d_0 (mm)	Effective burial depth h_{ef} (mm)	Drilling depth h_1 (mm)	Screw length l (mm)	Anchor Aperture (mm) preset	Anchor Aperture (mm) penetration	Anchor Aperture (mm) s_{min} (mm)	Min substrate thickness(mm)
M10	M10/14×40/80	14	M10	M10	M10	14	14	14	M10
	M10/14×60/100		M10	M10	M10				M10
M12	M12/18×60/100	18	M12	M12	M12	18	18	18	M12
	M12/18×80/130		M12	M12	M12				M12
	M12/18×100/150		M16	M16	M16				M16
M16	M16/22×100/160	22	M16	M16	M16	22	22	22	M16
	M16/22×120/180		M16	M16	M16				M16

• Basic design parameter table

Product model	Design value of shear capacity non C30 concrete	Design value of shear capacity on C30 concrete
M10/14×40/80	9. 12	6. 51
M10/14×60/100	13. 47	9. 62
M12/18×60/100	15. 40	11. 00
M12/18×80/125	20. 45	14. 61
M12/18×100/150	25. 84	18. 46
M16/22×100/160	28. 83	20. 59
M16/22×120/180	34. 84	24. 89

Design value of shear capacity on C30 concrete		M10	M12	M16
	GR5.8	10. 77	15. 65	29. 10
	GR8.8	16. 57	24. 08	44. 76
	A4-70	14. 5	21. 07	39. 7

GOODFIX&FIXDEX Group

System Solution for application field of high-speed rail way/ subway/ airport/ nuclear power/ thermal power/ hydropower/ curtain wall/ seismic/ pipe gallery/ reinforcement and so on.

CE EOTA ISO9001

Self-undercut Mechanical Anchor Bolts (H type)

• Product description

1. Utilize the tangency between the enlarged hole wall at the bottom of the hole and the locking key of the mechanical anchor to form a locking effect and complete the misalignment effect;
2. The material is 8.8 grade steel high-strength rod;
3. The surface is high-proof, beautiful and environmentally friendly;
4. Mark the buried depth line to ensure the installation is in place.

• Product advantage

1, Self-undercut Mechanical Anchor Bolts series is in line with the "concrete structure after anchoring technical regulations" JGJ145-2013 and "Concrete mechanical anchor" JG160-2017 high-performance anchor bolts
2, No need for secondary reaming, convenient installation;
3, Circular blade, easier to cut into the concrete, forming a mechanical lock key effect, to ensure high safety;
4, After the installation can immediately bear the maximum design load, without waiting time;
5, No expansion stress, can be carried out small side distance anchoring construction, saving costs

• Scope of application

1, Suitable for strength grade C20/C25 to C50/C60 standard concrete and reinforced concrete.
2, Suitable for cracked concrete (concrete tension area) and non-cracked concrete (concrete compression area).

• For fixing

1, Steel structure 2, Railings 3, Cantilever bracket/Corbel 4, Escalator 5, Cable tray 6, Equipment 7, Stairs 8, Doors & Windows 9, Curtain wall, etc



Vertical opening | Hole cleaning | Matching percussion tool | Hit the tool hard, Until the casing is expanded in place | According to the torque force value Applied torque | Install in place

• Table of installation parameters

Self-cutting anchor bolt - highly anticorrosion								
size	Drilldiameter mm	Drillingdepth mm	Effectivedepth mm	Anchorage thickness mm	Screw size M	Anchor Aperture r	Wrench opening SW	Packaging size
M10×100	14	70	60	25	M10	12	17	10
M12×130	18	90	80	25	M12	14	19	10
M16×195	22	110	100	60	M16	18	24	10

• Table of installation parameters

Self-cutting anchor bolt - stainless steel								
size	Drilldiameter mm	Drillingdepth mm	Effectivedepth mm	Anchorage thickness mm	Screw size M	Anchor Aperture r	Wrench opening SW	Packaging size
M10×100	14	65	60	25	M10	12	17	10
M12×130	18	90	80	25	M12	14	19	10
M16×195	22	110	100	60	M16	18	24	10

• Technical Data Sheet

size	Material	M10	M12	M16
h_{ef}(mm)		60. 00	80. 00	100. 00
h_0(mm)		70. 00	90. 00	110. 00
d_0(mm)		14. 00	18. 00	22. 00
		Design value of non-cracking concrete		
Tension(KN)	GR8.8/A4-70	11. 55	17. 78	24. 85
		16. 57	24. 08	44. 76
Shearing Force(KN)		14. 50	21. 07	39. 70
		Design value of cracked concrete		
Tension(KN)		8. 25	12. 70	17. 75
		16. 57	24. 08	44. 76
Shearing Force(KN)		14. 50	21. 07	39. 70
		Base material condition		
Min spacing mm		70. 00	90. 00	100. 00
Min margin mm		70. 00	90. 00	100. 00
Min. base material thicknessmm		120. 00	160. 00	200. 00

Note: 1, the table data is applicable to: meet the minimum substrate thickness, edge spacing, spacing affect the bearing capacity of a single anchor when correctly installed.
2. The table data is based on C30 substrate concrete. As the grade of the substrate changes, the influence coefficient of concrete strength should be added in accordance with the specification;
3. The design value of the bearing capacity of the table includes the safety factor of the material;
4. If you need to know the limit value of the bearing capacity of the anchor bolt, you can contact our personnel to provide the corresponding test report.

GOODFIX&FIXDEX Group

System Solution for application field of high-speed rail way/ subway/ airport/ nuclear power/ thermal power/ hydropower/ curtain wall/ seismic/ pipe gallery/ reinforcement and so on.

● Item number table

Product model	GR5.8		GR8.8		A2-70	A4-80
M10×40×80	10001*	10002*	10003*	10004*	10005*	10006*
M10×60×80	10007	10008	10009	10010	10011	10012
M12×60×100	10013*	10014*	10015*	10016*	10017*	10018*
M12×80×125	10019	10020	10021	10022	10023	10024
M16×100×150	10025	10026	10027	10028	10029*	10030*
M16×100×160	10031	10032	10033	10034	10035	10036*
M16×120×180	10037*	10038*	10039*	10040*	10041*	10042*

Note: The specifications with * in the table need to be customized, and the specifications with / indicate that they cannot be customized; Some products with * specifications are in stock in small quantities, please call the official phone for details.According to the actual needs of the project, we can provide you with customized chemical anchor & customized supporting consumables services, and provide customized chemical anchor selection, calculation and other overall solutions.

Tips: First, the self-expanding bottom mechanical anchor is produced free of charge with the corresponding specifications, installation tools and protective gear, so that you can rest assured

CE ETA ISO9001

Rear (die) bottom expansion mechanical anchor

● Product description

It is composed of screw, bottom expansion sleeve, flat pad, elastic pad and nut
Available in 5.8 steel, 8.8 steel, 304 (A2-70)/316 (A4-80) stainless steel, etc
The surface treatments (except stainless steel) are:
1. Electrogalvanized (zinc layer thickness >5μm), used in ordinary environment;
2. Hot-dip galvanized (zinc layer thickness > 45μm), used in corrosive environment.

● Product application

Applied to non-cracked concrete/cracked concrete, natural stone and other substrates, high-load structural parts fixed or heavy equipment installation
* Self-expanding bottom mechanical anchors have stable and excellent anchoring performance under high load, vibration load and shock load.
* Mechanical locking, no need to wait for curing time after installation in place, improve construction efficiency.

● Operation process

1. Use straight hole drill bits to drill holes of corresponding diameter and depth
2. Use a special bottom-expanding drill to shake at the bottom to make the bottom expand into a wedge-shaped hole
3. Use the sootblower to blow the soot at the hole until there is no ash overflow in the hole
4. After tapping, expand the bottom anchor bolt, so that the bottom can be opened to complete the anchoring

Drilling a hole



Expansion

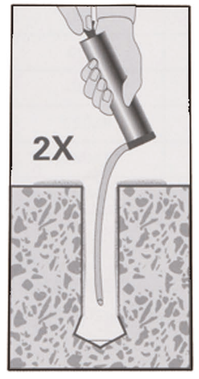

Dusting



Tap the sleeve to expand the bottom



Complete anchoring

GOODFIX&FIXDEX Group

System Solution for application field of high-speed rail way/ subway/ airport/ nuclear power/ thermal power/ hydropower/ curtain wall/ seismic/ pipe gallery/ reinforcement and so on.

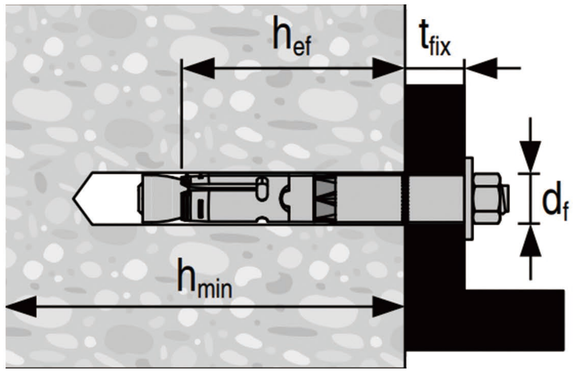

● Product specification and technical parameter

Size	Product specifications	Drill diameter d_0(mm)	Effective burial depth h_{ef}(mm)	Drilling depth h_1(mm)	Screw length L(mm)	Anchor Aperture(mm) Preset	Anchor Aperture(mm) Penetration	Min spacing (mm)	Min. base material thickness(mm)
M10	M10/14×40/80 M10/14×60/80	14	40 60	45 65	80 100	12	16	85	80 120
M12	M12/18×60/100 M12/18×80/130 M12/18×100/150	18	60 80 100	70 90 110	100 130 150	14	20	110	120 160 200
M16	M16/22×100/160 M16/22×120/190	22	100 120	110 130	160 190	18	24	140	200 240
M20	M20/28×160/260 M20/28×200/300	28	160 200	170 210	260 300	24	32	170	320 400

CE EOTA ISO9001

● Basic Design Parameter List

Product model	Design value of tensile capacity on C30 non-cracking concrete	Design value of tensile bearing capacity On C30 cracked concrete
M10/14×40/80	9. 20	6. 51
M10/14×60/100	13. 47	9. 62
M12/18×60/100	15. 40	11. 00
M12/18×80/130	20. 45	14. 61
M12/18×100/150	25. 84	18. 46
M16/22×100/160	28. 83	20. 59
M16/22×120/180	34. 84	24. 89
M20/28×160/260	51. 55	36. 82
M20/28×200/300	66. 07	47. 19

Product model		M10	M12	M16	M20
Design value of shear capacity on C30 concrete	GR5.8	10. 77	15. 65	29. 10	45. 46
	GR8.8	16. 57	24. 08	44. 76	69. 94
	A4-70	14. 5	21. 07	39. 70	61. 20

● Art.No. Table

Product model	GR5.8	GR8.8	A2-70		A4-80	
M10×40/80	05001*	05002*	05003*	05004*	05005*	05006*
M10×60/80	05007	05008	05009	05010	05011*	05012*
M12×60/100	05013*	05014*	05015	05016*	05017*	05018*
M12×80/125	05019	05020	05021	05022	05023	05024
M16×100/150	05025	05026	05027	05028	05029*	05030*
M16×100/160	05031	05032	05003	05034	05035*	05036*
M16×120/180	05037*	05038*	05039*	05040*	05041*	05042*
M20×160/260	05043*	05044*	05046*	05046*	/	/
M20×200/300	05049*	05050*	05051*	05052*	/	/

Note:The specifications with * in the table need to be customized, and the specifications with/cannot be customized
Some products with * specifications have a small amount of stock, please call the official telephone consultation.
According to the actual needs of the project, we can provide you with fixed anchor bolt and customized supporting consumables services, and to provide fixed anchor bolt selection, calculation and other overall solutions.
Tips- When the fixed anchor bolt is produced, it is free to support the corresponding installation tools and protective gear, so that you can rest assured

GOODFIX&FIXDEX Group

System Solution for application field of high-speed rail way/ subway/ airport/ nuclear power/ thermal power/ hydropower/ curtain wall/ seismic/ pipe gallery/ reinforcement and so on.

CE EOTA ISO9001

Adhesive molded bottom anchor bolt

● Product description

1. The adhesive mold bottom expansion anchor consists of a screw, a lock key, a tapered expansion head, a positioning spiral, a nut, and a flat washer:
2. Material; carbon steel, alloy steel, stainless steel;
3. Performance levels: 5.8, 6.8, 8.8
4. The surface treatment of metal parts (except stainless steel) includes:
Electro-galvanizing; Zinc layer thickness 》 5um, used in ordinary environments:
Hot-dip galvanizing: zinc layer thickness 》 50um, used in corrosive environments;
5.It is equipped with Fixdex injection-type reinforcement glue installation (see product details).

● Applications

It is used for fixing structural parts or installing equipment on cracked/non-cracked concrete, natural stone and other base materials.

● Installation Notes

1. Use a straight hole drill bit to drill holes of corresponding diameter and depth:
2. Use a soot blower to aim at the hole and blow soot more than 2 times;
3. Use a brush to clean the dust on the hole wall more than 2 times;
4 Use the soot blower to blow soot at the hole again until no dust flies out of the hole.
5. Inject 2/3 of the reinforcement glue into the hole;
6. Adjust the position of the positioning ring (15-20um below the burial depth line), install the adhesive mold bottom expansion anchor, and use an electric hammer to rotate and hammer it until the burial depth line is flush with the surface of the base material;
7. Wait for the reinforcement glue to solidify before installing anchor plates or other anchors.

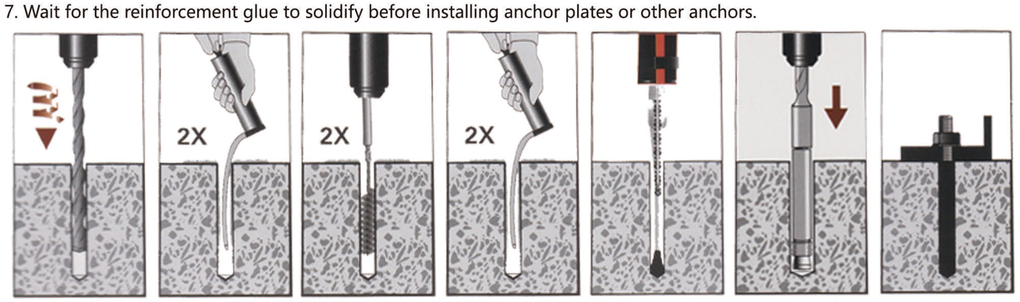

Cut-outs | Dusting | Dusting | Dusting | Injecting the planting glue | Use a hammer drill to hammer down the mold bottom expansion anchor to expand the bottom. | Anchoring

● Technical Data Sheet

Product model	Effective burial depth mm	Design value of tensile bearing capacity On C30 non-cracked concrete	Design value of shear bearing capacity of C30 non-cracked concrete GR5.8	GR8.8	A4-70
M12×160	110	42. 55	21. 91	33. 71	29. 49
M16×190	125	51. 54	40. 73	62. 67	54. 83
M20×260	170	81. 75	63. 65	97. 92	85. 68
M24×300	210	112. 23	91. 65	141. 00	123. 38
M30×380	280	172. 79	145. 75	224. 23	196. 20

Product model	Effective burial depth mm	Design value of tensile bearing capacity On C30 cracked concrete	Design value of tensile bearing capacity On C30 cracked concrete GR5.8	GR8.8	A4-70
M12×160	110	24. 85	21. 91	33. 71	29. 49
M16×190	125	30. 11	40. 73	62. 67	54. 83
M20×260	170	47. 75	63. 65	97. 92	85. 68
M24×300	210	65. 56	91. 65	141. 00	123. 38
M30×380	280	100. 94	145. 75	224. 23	196. 20

Note: 1. The table data is applicable to: meet the minimum base material thickness, no margin, and the spacing affects the bearing capacity of a single anchor bolt when installed correctly.
2.The table data is based on C30 base concrete. If the base material grade changes, the concrete strength influence coefficient should be added in accordance with the specifications;
3.The bearing capacity design value in the table includes the material safety factor:
4. If you need to know the ultimate bearing capacity of the anchor bolt, please contact our personnel to provide the corresponding test report.

GOODFIX&FIXDEX Group

System Solution for application field of high-speed rail way/ subway/ airport/ nuclear power/ thermal power/ hydropower/ curtain wall/ seismic/ pipe gallery/ reinforcement and so on.

Heavy anchor

Certified:

- National Center For Quality Supervision And Test Of Building Engineering
- National Center For Test Of Building Materials
- China National Center for Quality Supervision and Test of Standard Parts

CE ETA ISO9001

● Product’s Features

- Body Material:
  Stainless Steel, Class 8.8 Carbon Steel with zinc plated thickness 5μm
- Available Range:
  It is fixed for move load, fatigue load and impact load, such as heavy equipment, steel struture, curtain wall, express lift, nuclear power station and hydropower station.
- Suitable Substrate:
  Concrete and Natural Hard Stone
- Technical Advantage:
  - High-strength sleeve offers high shear strength.
  - The red nylon part is to avoid any rotation when fixing the anchor in the drill hole.
  - The high-strength expansion clip and the conical cap are to increase anchor’s tensile strength.
  - Suitable for small spacing and margin value.

Conical cap and expansion clip

The improved expansion clip and conical body is to enhance the strength between anchor and cracked concrete.

Red mylon part

It can mak anchor fixed in the drill hole to avoid anchor’s rotation.

High tensile strength of screw

The screw is heat treated up to class 8.8 with good tensile properties.

Sleeve

High-strength sleeve makes the maximun shearing force.

● Installation Procedure

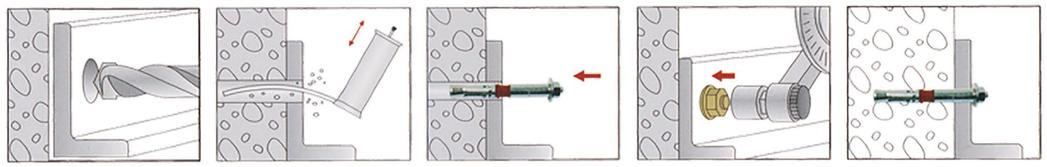

GOODFIX&FIXDEX Group

System Solution for application field of high-speed rail way/ subway/ airport/ nuclear power/ thermal power/ hydropower/ curtain wall/ seismic/ pipe gallery/ reinforcement and so on.

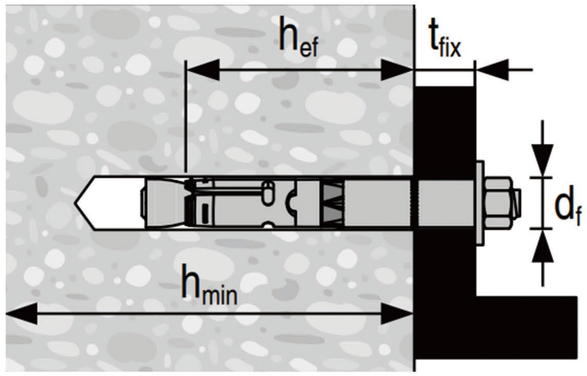

• Specification & Technical Parameter

Product model	Drilling diameter d_0 (mm)	Drilling depth h_1 (mm)	Max anchorage thickness h_1 (mm)	Min substrate thickness h (mm)	Full length of screw l (mm)	Specification of wrench used S (mm)	Torque Tinst (NM)
M8×110	10	80	15	140	110	13	20
M10×130	12	90	20	160	130	17	35
M12×160	14	110	25	210	160	19	60
M16×190	18	125	35	210	190	24	80
M20×260	25	170	65	340	260	30	160
M24×300	28	210	65	370	300	36	180

• Basic design parameters table

Product model	Design value of tensile bearing capacity on C30 non-cracked concrete	Design value of shear capacity on C30 non-cracked concrete		
		GR5.8	GR8.8	A4-70
M8×110	14. 55	6. 80	10. 46	9. 15
M10×130	17. 78	10. 77	16. 57	14. 50
M12×160	24. 85	15. 65	24. 08	21. 07
M16×190	28. 67	29. 10	44. 76	39. 70
M20×260	50. 29	45. 46	69. 94	61. 20
M24×300	70. 29	65. 46	100. 71	88. 13
M30×380	104. 18	104. 11	160. 17	140. 15

CE ETA ISO9001

Size	Design value of tensile bearing capacity On C30 cracked concrete	Design value of shear bearing capacity on C30 cracked concrete		
		5.8 grade	8.8 grade	A4-70
M8×110	10. 40	6. 80	10. 46	9. 15
M10×130	12. 70	10. 77	16. 57	14. 50
M12×160	17. 75	15. 65	24. 08	21. 07
M16×190	20. 48	29. 10	44. 76	39. 70
M20×260	35. 92	45. 46	69. 94	61. 20
M24×300	50. 21	65. 46	100. 71	88. 13
M30×380	74. 42	104. 11	160. 17	140. 15

• Art.No. Table

Size	Product code					
	5.8 grade		8.8 grade		A2-70	A4-80
	zp	hdg	zp	hdg		
M8×110	07001*	07002*	07003*	07004*	07005*	07006*
M10×130	07007	07008	07009	07010	07011	07012
M12×160	07013	07014	07015	07016	07017	07018
M16×190	07019	07020	07021	07022	07023	07024*
M20×260	07025*	07026*	07027*	07028*	/	/
M24×300	07031*	07032*	07033*	07034*	/	/
M30×380	07037*	07038*	07039*	07040*	/	/

Note: The specifications with * in the table need to be customized, and the specifications with / indicate that they cannot be customized;
Some products with * specifications are in stock in small quantities, please call the official phone for details.
According to the actual needs of the project, we can provide you with customized high bond chemical anchor stud & customized supporting supplies, and provide customized selection, calculation and other overall solutions.
Tips : High bond chemical anchor stud is produced free of charge with the corresponding specifications, installation tools and protective gear, so that you can rest assured.

GOODFIX&FIXDEX Group

System Solution for application field of high-speed rail way/ subway/ airport/ nuclear power/ thermal power/ hydropower/ curtain wall/ seismic/ pipe gallery/ reinforcement and so on.

CE EOTA ISO9001

Concrete screw



Product description

1. Using threads cutting into the hole wall of the base material, complete the anchoring.
2. High surface hardness, beautiful and eco-friendly
3. High-performance anchors that comply with the JG160-2017 standard of "Mechanical Anchors for Concrete"

product advantages

1. The cutting edge is made of high-strength material to ensure that the thread can smoothly cut into the hole wall of the base material.
2. The anchors are made of wear-resistant materials and reusable.
3. Installation and tightening can be completed in one go, saving construction time.
4. Small expansion stress, enabling installation with small edges and spacing.
5. Completely detachable, especially suitable for temporary fixing

Applicable scope

1. Fixing fences, pipes, etc.
2. Temporary fixation during emergency repair construction
3. Anchorage of exterior wall insulation panels

Installation parameters

Product specifications	Product length	Drill Diameter d_0 (mm)	Drill deepth h (mm)	Depth of burial h_{nom} (mm)	Anchor Thickness t_{fix} (mm)	Anchor Aperture d_f (mm)
M8	70–130	8	80–140	65	5–65	12
M10	70	10	80	65	5	14
M10	90–260	10	100–270	85	5–175	14
M12	90	12	100	85	5	16
M12	110–150	12	120–160	100	10–50	16
M14	110	14	120	100	10	18
M14	135–160	14	170	125	10–35	18

Technical parameters

Product specifications		M8	M10		M12		M14	
Depth of burial h_{nom} (mm)		65	65	85	85	100	100	125
Min substrate thickness h_{min} (mm)		120	120	160	130	160	160	210
T_{inst} max (Nm)		≤20	≤40		≤60		≤80	
Non-cracking concrete	Tension(KN)	14. 88	11. 86	19. 17	14. 28	19. 96	19. 17	29. 82
	Shearing Force(KN)	8. 93	13. 95		21. 97		31. 08	
	Min margin c_{min} (mm)	65	80		100		115	
	Min spacing s_{min} (mm)	50	60		75		85	
0.3 mm cracked concrete	Tension(KN)	8. 81	8. 33	13. 48	10. 04	14. 03	13. 48	20. 96
	Shearing Force(KN)	8. 93	13. 95		21. 97		31. 08	
	Min margin c_{min} (mm)	65	80		100		115	
	Min spacing s_{min} (mm)	50	60		75		85	

GOODFIX&FIXDEX Group

Special anchors for curtain wall/reinforcement and supporting tools

Chemical Anchor

• Product Description

Consisting of metal parts (stud, washer, nut) and chemical tubing

Metal parts are available in 5.8 grade steel, 8.8 grade steel, 304 (A2-70) / 316 (A4-80), stainless steel and other materials.

Metal (except stainless steel) Partial surface treatments are.

1、Electro-galvanized (zinc thickness>5μm), used in normal environment.

2、Hot dip galvanizing (zinc thickness>50μm), used in corrosive environments.

The chemical substances consists of modified vinyl resin, quartz sand and curing agent.。

• Product Applications

Applied to non-cracked concrete, natural stone and other substrates, small spacing, small margins of the structural components fixed or equipment installation.

• Operation Procedure

1. Drill holes of appropriate diameter and depth using a straight hole drill.
2. Use the dust blower to blow dust into the hole for more than 2 times.
3. Use the brush to clean the dust on the hole wall for more than 2 times
4. Use the soot blower again to blow dust into the hole until no dust overflows from the hole.
5. Put in chemical anchor substances.
6. Use the torque drill to screw in the high strength chemical anchor bolts to complete the anchoring.

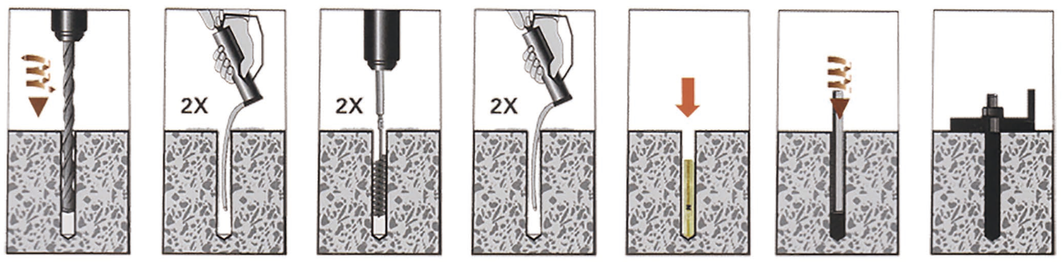

Cut-outs | dusting | dusting | dusting | chemical substances injection | insert anchor | anchoring

Note: See page 58 for a list of installation tools.

• chemical reaction time

Substrate Temp	Initial setting time	Curing time
-10℃～-5℃	180min	8D
-5℃～0℃	120min	7D
0℃～10℃	60min	6D
10℃～25℃	40min	4D
25℃～40℃	20min	2D
＞40℃	10min	1D

CE ETA ISO9001

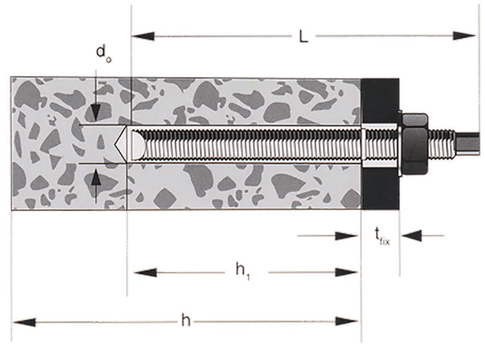

• Product specification and technical parameter

Product model	Drill Diameterd_0 (mm)	Drill deepthh_1 (mm)	Max. Anchor Thicknesst_{fix}(mm)	Min. base material thicknessh(mm)	Anchor Length L(mm)
M8×110	10	80	15	140	110
M10×130	12	90	20	160	130
M12×160	14	110	25	210	160
M16×190	18	125	35	210	190
M20×260	25	170	65	340	260
M24×300	28	210	65	370	300
M30×380	35	270	70	540	380

• Basic Design Parameter List

Product model	Design value of tensile bearing capacity on C30 non-cracked concrete	Design value of shear capacity on C30 non-cracked concrete		
		GR5.8	GR8.8	A4-70
M8×110	14. 55	6. 80	10. 46	9. 15
M10×130	17. 78	10. 77	16. 57	14. 50
M12×160	24. 85	15. 65	24. 08	21. 07
M16×190	28. 67	29. 10	44. 76	39. 70
M20×260	50. 29	45. 46	69. 94	61. 20
M24×300	70. 29	65. 46	100. 71	88. 13
M30×380	104. 18	104. 11	160. 17	140. 15

Product model	Design value of tensile bearing capacity On C30 cracked concrete	Design value of shear bearing capacity on C30 cracked concrete		
		GR5.8	GR8.8	A4-70
M8×110		6. 80	10. 46	9. 15
M10×130	12. 80	10. 77	16. 57	14. 50
M12×160	17. 75	15. 65	24. 08	21. 07
M16×190	20. 48	29. 10	44. 76	39. 70
M20×260	35. 92	45. 46	69. 94	61. 20
M24×300	50. 21	65. 46	100. 71	88. 13
M30×380	74. 42	104. 11	160. 17	140. 15

• Art.No. Table

Product model	Product code						
	GR5.8		GR8.8		A2-70	A4-80	chemical
	ZP	HDG	ZP	HDG			
M8×110	08001	08002	08003	08004	08005*	08006*	88043*
M10×130	08007	08008	08009	08010	08011	08012	08044
M12×160	08013	08014	08015	08016	08017	08018	28045
M16×190	08019	08020	08021	08022	08023	08024	48046
M20×260	08025*	08026*	08027*	08028*	08029*	08030*	68047*
M24×300	08031*	08032*	08033	08034*	/	/	88048*
M30×380	08037*	08038*	08039	08040*	/	/	08049*

Note: The specifications with * in the table need to be customized, and the specifications with / indicate that they cannot be customized; Some products with * specifications are in stock in small quantities, please call the official phone for details.

According to the actual needs of the project, we can provide you with customized chemical anchor & customized supporting consumables services, and provide customized chemical anchor selection, calculation and other overall solutions.

Tips：High-strength chemical anchors is produced free of charge with the corresponding specifications, installation tools and protective gear, so that you can rest assured.

GOODFIX&FIXDEX Group

Special anchors for curtain wall/reinforcement and supporting tools

CE EOTA ISO9001

Styling chemical anchor

Product Description

It is composed of metal parts (screw, flat washer, nut)

Grade 5.8 steel、Grade 8.8 steel、024 (A2-70) /316(A4-80) stainless and other available materials choices

Metal (except stainless steel) part of the surface treatment

1、Electro-galvanizing (zinc layer thickness >5mμm), used in ordinary environment

2、Hot dip galvanizing (zinc layer thickness >50μm), used in corrosive environment;

Equipped with Injection epoxy resin implant glue (see product details) installation

product application

Applied to cracked/non-cracked concrete, natural stone and other substrates, structural parts fixed or equipment installed with small spacing and small margin。The fixed anchor bolt has stable and excellent anchoring performance under high load and vibration load, and the epoxy resin planting glue is more stable and durable under harsh environment.Epoxy resin implant glue is more stable and durable in harsh environments.

operation procedure

1.Use a straight hole drill bit to drill holes of the corresponding diameter and depth

2.Blow ash at least 2 times with the soot blower aimed at the hole.

3.Use a brush to remove dust from the hole wall at least twice

4.Use the soot blower again to blow the ash at the hole until there is no dust overflow in the hole

5.Insert planting glue and screw in fixed anchor

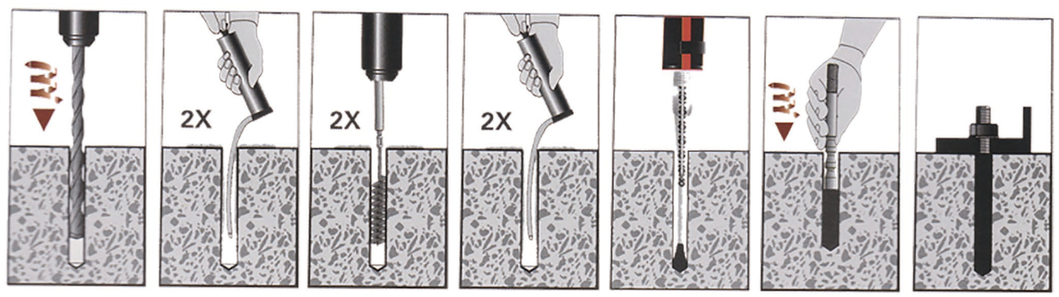

Drilling a hole | Dusting | Dusting | Dusting | Injecting the planting glue | Rotating insertion anchor bolt | Anchoring

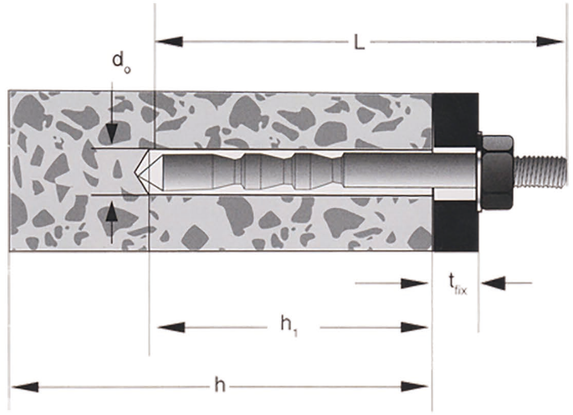

Product specification and technical parameter

Size	Drill diameter d_o (mm)	Drill deepth h_1 (mm)	Max. Anchor Thickness t_{fix}(mm)	Min. material thickness h(mm)	Length L(mm)
M8×110	10	80	15	140	110
M10×130	12	90	20	160	130
M12×160	14	110	25	210	160
M16×190	18	125	35	210	190
M20×260	25	170	65	340	260
M24×300	28	210	65	370	300
M30×380	35	270	70	540	380

Basic Design Parameter List

Size	Design value of tensile bearing capacity on C30 non-cracked concrete	Design value of shear capacity on C30 non-cracked concrete		
		5.8 grade	8.8 grade	A4-70
M8×110	14. 55	6. 80	10. 46	9. 15
	17. 78	10. 77	16. 57	14. 50
M12×160	24. 85	15. 65	24. 08	21. 07
M16×190	28. 67	29. 10	44. 76	39. 70
M20×260	50. 29	45. 46	69. 94	61. 20
M24×300	70. 29	65. 46	100. 71	88. 13
M30×380	104. 18	104. 11	160. 17	140. 15

Size	Design value of tensile bearing capacity on C30 cracked concrete	Design value of shear bearing capacity on C30 cracked concrete		
		5.8 grade	8.8 grade	A4-70
M8×110		6. 80	10. 46	9. 15
M10×130	12. 80	10. 77	16. 57	14. 50
M12×160	17. 75	15. 65	24. 08	21. 07
M16×190	20. 48	29. 10	44. 76	39. 70
M20×260	35. 92	45. 46	69. 94	61. 20
M24×300	50. 21	65. 46	100. 71	88. 13
M30×380	74. 42	104. 11	160. 17	140. 15

GOODFIX&FIXDEX Group

Special anchors for curtain wall/reinforcement and supporting tools

CE EOTA ISO9001

● Art.No. Table

product model	Product code					
	GR5.8		GR8.8		A2-70	A4-80
	zp	hdg	zp	hdg		
M8×110	09001*	09002*	09003*	09004*	09005*	09006*
M10×130	09007	09008	09009	09010	09011	09012
M12×160	09013	09014	09015	09016	09017	09018
M16×190	09019	09020	09021	09022	09023	09024*
M20×260	09025*	09026*	09027*	09028*	/	/
M24×300	09031*	09032*	09033*	09034*	/	/
M30×380	09037*	09038*	09039*	09040*	/	/

Note:The specifications with * in the table need to be customized, and the specifications with/cannot be customized
Some products with * specifications have a small amount of stock, please call the official telephone consultation.
According to the actual needs of the project, we can provide you with fixed anchor bolt and customized supporting consumables services, and to provide fixed anchor bolt selection, calculation and other overall solutions.
Tips- When the fixed anchor bolt is produced, it is free to support the corresponding installation tools and protective gear, so that you can rest assured

Inverted conical chemical anchor

● Product Description

It is composed of metal parts (screw, flat washer, nut)
Grade 5.8 steel、Grade 8.8 steel、024 (A2-70) /316(A4-80) stainless and other available materials choices
Metal (except stainless steel) part of the surface treatment
1、Electro-galvanizing (zinc layer thickness >5mμm), used in ordinary environment
2、Hot dip galvanizing (zinc layer thickness >50μm), used in corrosive environment;
Equipped with Injection epoxy resin implant glue (see product details) installation

● product application

Applied to cracked/non-cracked concrete, natural stone and other substrates, structural parts fixed or equipment installed with small spacing and small margin。The inverted cone chemical anchor bolt has stable and excellent anchoring performance under high load and vibration load, and the epoxy resin planting glue is more stable and durable under harsh environment.Epoxy resin

● operation procedure

1. Use a straight hole drill bit to drill holes of the corresponding diameter and depth
2. Blow ash at least 2 times with the scot blower aimed at the hole.
3. Use a brush to remove dust from the hole wall at least twice
4. Use the soot blower again to blow the ash at the hole until there is no dust overflow in the hole
5. Inject planting glue and screw in fixed anchor

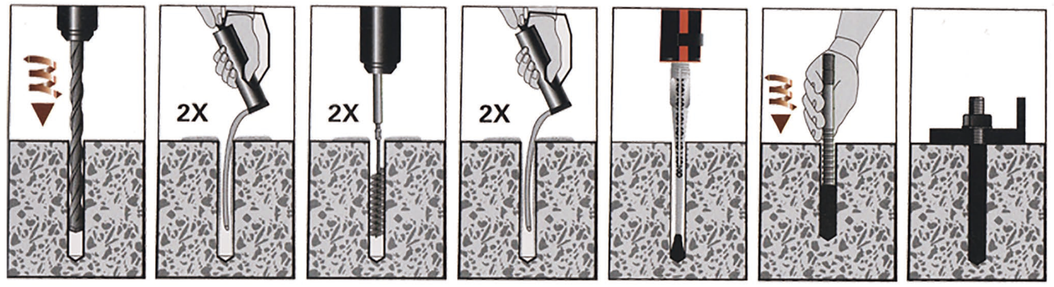

Drilling a hole | Dusting | Dusting | Dusting | Injecting the planting glue | Rotating insertion anchor bolt | Anchoring

GOODFIX&FIXDEX Group

System Solution for application field of high-speed rail way/ subway/ airport/ nuclear power/ thermal power/ hydropower/ curtain wall/ seismic/ pipe gallery/ reinforcement and so on.

CE EOTA ISO9001

Injection Reinforced Glue

• Product description

Epoxy injection type plant reinforcement adhesive is a two-component high-strength mixed modified epoxy resin mortar,which is used with special plant reinforcement gun and mixer.

Used for cracking/non-cracking concrete, natural stone, solid brick/masonry and other substrates, structural parts solid or equipment installation.

It can be used under special conditions such as wet water and overhead work.

Epoxy resin reinforced glue passed GB50367A grade rubber certificate and can be more stable and durable in harsh environment. During injection, the resin mortar is mixed in a static mixer and no separate mixing process is required.

• Attention Matters

After the mixer is installed, the first 10cm of glue cannot be used (the colloid is not mixed evenly at this time). It needs to be used with a special reinforcement gun. The glue that has not been used up once can be reused after replacing the mixing head.

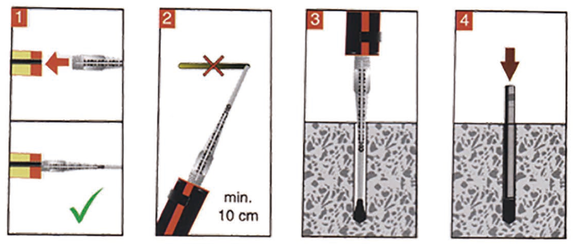

• chemical reaction schedule

Substrate temperature	initial setting time	post-solidification time
-10℃～-5℃	180min	8D
-5℃～0℃	120min	7D
0℃～10℃	60min	6D
10℃～25℃	40min	4D
25℃～40℃	20min	2D
＞40℃	10min	1D

• Products specification and technical data

Item No	DL-200E
Capacity	390ml
Accessory1-Mixer	Accessory1-Mixer
Product code	DZJ01
Accessory2-Specialized glue gun	3:1Special glue gun for rebar planting*1

• table for quantity of glue to be used

Anchor size	Bore diameter(mm)	depth(mm)	Number of holes available/glue
M12×160	14	110	25
M16×190	18	125	13
M20×260	25	170	5
M24×300	28	210	3
M30×380	35	280	2

Note:the data in this table is for reference only, and the specific usage quantity should be determined according to the working condition.

GOODFIX&FIXDEX Group

System Solution for application field of high-speed rail way/ subway/ airport/ nuclear power/ thermal power/ hydropower/ curtain wall/ seismic/ pipe gallery/ reinforcement and so on.

Fastener connection solution

Installation tool series

Non-hammer type bottom expansion drill bit (patented product)

Used in conjunction with the four-pit square shank chuck electric hammer, it solves the problem of the bottom expansion drill bit being damaged by the impact of the electric hammer during hole expansion. The hole expansion is easy and precise, improving the hole expansion efficiency and the type of hole expansion. The cavity conforms to the fully open geometry of the anchor lock key.

First use a drill bit to drill a straight anchor hole of the specified depth, connect the non-hammer bottom expansion drill bit to the electric hammer, place it in the straight anchor hole, fix the electric hammer by hand, and start to easily expand the hole by rotating the electric hammer.

Swing type bottom expansion drill bit

Used in conjunction with the four-pit square handle chuck electric hammer, drilling and expansion are completed at the same time. First drill the hole to the specified depth, and then use the swing electric hammer to complete the hole expansion. The construction is convenient and fast.

Cross single spiral positioning drill bit

Cross single spiral positioning drill bit: The cross head design improves the roundness of the drilling. Different positioning lengths meet the processing of anchor holes of different specifications, avoiding drilling too deep or not drilling deep enough. It is more convenient and faster to install anchor bolts, improving Installation efficiency.

Cross double helix positioning drill bit: The double helix design can make the ash removal smoother and faster when drilling, and the drilling efficiency is about 20% higher than that of a single helix.

Self-cut anchor bolt installation hammer barrel

Used in conjunction with the four-pit square handle chuck electric hammer, adjust the electric hammer to the electric pick mode, align the hammer barrel with the anchor sleeve, turn on the electric hammer, and hammer until the installation is in place.

You can also place the hammer barrel on the anchor sleeve and hammer it directly with a hammer until it is installed in place.

Comparison table of design values of anchor tension/ shear force

GNA Grade 5.8 Elevator Anchor

- No-crack concrete substrate

DN	M6	M8	M10	M12	M16	M20	M24
Tension(KN)	3.0	6.1	7.5	11.2	17.9	23.3	39.2
Shearing Force(KN)	3.7	5.9	7.9	12.8	19.3	27.1	48.0

- Cracked concrete substrate

SIZE	M6	M8	M10	M12	M16	M20	M24
Tension(KN)	1.5	3.0	3.7	6.6	9.7	12.3	22.5
Shearing Force(KN)	3.7	5.9	7.9	12.8	19.3	27.1	48.0

GNA Grade 5.8 Wedge Anchor

SIZE	standard depth					
	M6	M8	M10	M12	M16	M20
Tension(KN)	4.0	9.0	11.3	16.7	24.7	39.7
Shearing Force(KN)	3.8	5.8	8.9	12.3	21.8	37.8

SIZE	shallow dept					
	M6	M8	M10	M12	M16	M20
Tension(KN)	3.0	7.0	9.6	12.9	15.9	26.7
Shearing Force(KN)	3.8	5.8	8.9	12.3	21.8	37.8

GNA Grade 8.8 Elevator Anchor

- No-crack concrete substrate

SIZE	M6	M8	M10	M12	M16	M20	M24
Tension(KN)	4.2	6.7	8.9	13.5	24.6	32.9	52.3
Shearing Force(KN)	7.1	8.6	9.9	17.3	29.8	48.6	59.6

- Cracked concrete substrate

SIZE	M6	M8	M10	M12	M16	M20	M24
Tension(KN)	2.25	3.6	4.5	6.5	13.1	19.2	27.4
Shearing Force(KN)	7.1	8.6	9.9	17.3	29.8	48.6	59.6

GNA Grade 8.8 Wedge Anchor

SIZE	standard depth					
	M6	M8	M10	M12	M16	M20
Tension(KN)	6.0	13.5	15.7	19.8	29.2	42.7
Shearing Force(KN)	5.7	8.7	13.35	18.45	32.7	56.7

SIZE	shallow dept					
	M6	M8	M10	M12	M16	M20
Tension(KN)	4.6	10.5	12.7	16.5	22.9	32.5
Shearing Force(KN)	5.7	8.7	13.35	18.45	32.7	56.7

GNA Elevator Anchor

- No-crack concrete substrate

SIZE	M6	M8	M10	M12	M16	M20	M24
Tension(KN)	3.9	6.9	8.2	13.6	19.8	27.5	53.2
Shearing Force(KN)	7.2	8.8	10.1	17.4	31.2	39.6	60.2

- Cracked concrete substrate

SIZE	M6	M8	M10	M12	M16	M20	M24
Tension(KN)	2.2	3.7	4.3	7.1	10.2	14.5	28.3
Shearing Force(KN)	7.2	8.8	10.1	17.4	31.2	39.6	60.2

GNA Wedge Anchor

SIZE	standard depth					
	M6	M8	M10	M12	M16	M20
Tension(KN)	7.2	16.2	19.8	22.3	32.4	44.5
Shearing Force(KN)	6.85	10.44	16.02	22.14	39.24	68.04

SIZE	shallow dept					
	M6	M8	M10	M12	M16	M20
Tension(KN)	5.4	12.6	16.5	19.8	30.6	41.2
Shearing Force(KN)	6.84	10.44	16.02	22.14	39.24	68.04

GNA Grade 8.8 Heavy Anchor

- No-crack concrete substrate

SIZE	M8	M10	M12	M16	M20
Tension(KN)	14.1	18.8	22.8	32.3	45.8
Shearing Force(KN)	18.2	25.6	42.5	64.7	108.5

- Cracked concrete substrate

SIZE	M8	M10	M12	M16	M20
Tension(KN)	5.5	9.6	16.3	23.2	31.4
Shearing Force(KN)	18.9	25.6	41.6	63.5	105.9

GNA Grade 8.8 Post-cut Anchor

- No-crack concrete substrate

SIZE	M8	M10	M12	M16	M20
Tension(KN)	16.3	20.3	27.6	41.8	57.2
Shearing Force(KN)	19.6	26.6	43.6	67.6	109.0

- Cracked concrete substrate

SIZE	M8	M10	M12	M16	M20
Tension(KN)	8.9	10.3	14.0	22.4	29.8
Shearing Force(KN)	19.6	26.6	43.6	37.6	109.3

GNA304 Heavy Anchor

- No-crack concrete substrate

SIZE	M8	M10	M12	M16	M20
Tension(KN)	15.1	19.3	24.3	32.6	47.8
Shearing Force(KN)	19.2	27.3	43.6	68.7	125.3

- Cracked concrete substrate

SIZE	M8	M10	M12	M16	M20
Tension(KN)	7.5	9.5	13.1	17.2	25.3
Shearing Force(KN)	19.2	27.3	43.6	68.7	125.3

GNA304 Post-cut Anchor

- No-crack concrete substrate

SIZE	M8	M10	M12	M16	M20
Tension(KN)	16.5	21.2	27.7	40.9	56.5
Shearing Force(KN)	27.3	32.1	47.2	70.6	112.3

- Cracked concrete substrate

SIZE	M8	M10	M12	M16	M20
Tension(KN)	8.8	10.9	14.1	21.2	29.3
Shearing Force(KN)	27.3	32.1	47.6	70.6	112.3

GNA316 Heavy Anchor

- No-crack concrete substrate

SIZE	M8	M10	M12	M16	M20
Tension(KN)	15.1	19.3	24.5	33.4	47.5
Shearing Force(KN)	19.2	27.3	43.6	68.7	125.3

- Cracked concrete substrate

SIZE	M8	M10	M12	M16	M20
Tension(KN)	7.5	9.5	13.1	17.2	25.3
Shearing Force(KN)	19.2	27.3	43.6	68.7	125.3

GNA316 Post-cut Anchor

- No-crack concrete substrate

SIZE	M8	M10	M12	M16	M20
Tension(KN)	16.5	21.2	27.9	42.9	56.5
Shearing Force(KN)	27.3	32.1	47.2	70.6	112.3

- Cracked concrete substrate

SIZE	M8	M10	M12	M16	M20
Tension(KN)	8.8	10.9	14.3	21.5	29.3
Shearing Force(KN)	27.3	32.1	47.2	70.6	112.3

Anchorage basics

● building materials

●Concrete

Concrete, abbreviated as "concrete (tóng)", is a general term for engineering composite materials that are made of cementitious materials that bind aggregates into a whole. The term concrete usually refers to the cement concrete obtained by mixing cement as cementing material, sand and stone as aggregates, and water (which may contain admixtures and admixtures) in a certain proportion. It is also called ordinary cement concrete. Concrete, which is widely used in civil engineering.

◆Workability: The most important property of concrete mixes. It comprehensively represents the consistency, fluidity, plasticity, anti-separation and bleeding properties of the mixture and its ease of spreading.
◆Strength: The most important mechanical property of concrete after hardening refers to the ability of concrete to resist stresses such as compression, tension, bending, and shear. The water-cement ratio, cement type and amount, aggregate type and amount, as well as mixing, forming, and curing all directly affect the strength of concrete. The strength grade of concrete is classified according to the standard compressive strength (a cube with a side length of 150 mm is used as a standard test piece, cured for 28 days under standard curing conditions, and the cube compressive strength with a 95% guarantee rate is measured according to the standard test method) , called the label, divided into C10, C15, C20, C25, etc.
◆Deformation; Concrete will deform under the action of load or temperature and humidity, mainly including elastic deformation, plastic deformation, shrinkage and temperature deformation. The elastic deformation of concrete under short-term load is mainly expressed by elastic modulus. Under long-term load, the phenomenon of constant stress and continuous increase of strain is called creep; the phenomenon of constant strain and continuous decrease of stress is called relaxation. The volume deformation caused by cement hydration, carbonization of cement stone and water loss is called shrinkage.
◆Durability: In general, concrete has good durability. However, in cold areas, especially in engineering parts where the water level changes and when subjected to frequent freezing and thawing in a saturated state, concrete is easily damaged. For this reason, concrete must have certain frost resistance requirements.

●masonry materials

Masonry materials are a mixture of stones and mortar. This type of installation is common in older buildings and the compressive strength of stone tends to be higher than that of mortar. Anchors should therefore be installed as close to the wall stones as possible. The stones themselves are usually the weakest link, so the actual load will depend on the condition of the stones. Generally speaking, there are four types:
◆Tightly structured solid brick is a very dense building material with no cavities or a very low proportion of cavities (up to 15%). It is very suitable for anchor bolt fixation.
◆Tightly structured hollow bricks (porous bricks and hollow bricks) are usually made of the same materials as solid bricks, but with additional cavities. To achieve higher loads, special anchors must be used, such as bridges or cavities filled.
◆Solid bricks with a loose structure usually have many pores and low compressive strength. Therefore, to achieve better anchoring effects, special anchors must be used, such as anchors with longer expansion zones or material combinations.
◆Solid bricks with a loose structure usually have many pores and low compressive strength. Therefore, to achieve better anchoring effects, special anchors must be used, such as anchors with longer expansion zones or material combinations.
◆Hollow bricks with loose structure (lightweight hollow bricks) have many cavities and pores, so most of them have very low compressive strength. Extra care is required when selecting and installing anchors. Injection anchors with convex combinations with longer expansion zones are available - especially in lightweight concrete hollow blocks, the cavities of which can be filled with injection mortar.

● Drilling

The building material also determines the drilling method, and there are generally four methods to choose from:

◆Rotary drilling: There is no impact when drilling, and it is used for low-strength building materials such as hollow bricks to avoid excessive cobalt holes or damage to the structure in the hollow bricks.

◆Impact Drilling: Rotation plus high-frequency mild impact, used in solid, tightly constructed building materials.

◆Hammer Drilling: Rotation coupled with high frequency, heavy impact, used on solid, tightly constructed building materials.

◆Diamond or hollow rotor drilling; mainly used when the drilling diameter is large or the base material is densely reinforced. Here' s another tip for impact-free drilling. Grind the carbide drill bit like a steel drill and it will drill faster. Specialized wall drill bits are also available.

● Install

Generally speaking, there are the following aspects that need to be paid attention to during the installation process:

◆The edges, spacing, and thickness and completeness of the base material must be strictly implemented in accordance with the requirements to ensure the required bearing capacity of the auxiliary bolts. Otherwise, the building materials may be broken and peeled or cracks may appear. When installing nylon bolts, the usual empirical value of the edge distance is 2xhef (hef=anchoring depth), and the empirical value of the coin is 4xhef. If the expansion direction of the anchor check and If the edges of the substrate are parallel, the margin can be reduced to 1Xhef

◆The drilling depth must be greater than the fixing depth: this way there is enough room for the screw to extend beyond the end of the tracing bolt and thus the anchoring function is guaranteed. In the subsequent product introductions, the drilling depths of all products are given.

◆It is essential to use blowing and other methods after drilling. Undigested empty tears will reduce storage capacity. The debris produced by drilling will affect the normal solid storage ability of the plug in the hole.

● dynamic load

The construction supervision certification of the China Institute of Building Technology and the European technical certification usually only focus on the fixation of mainly static loads. In contrast, real applications include a wide variety of dynamic loads, such as operating cranes, crane rail fatigue, increasing and changing loads on elevator guide rails, machines, industrial robots and blowers in condensates. It also includes the fixation of building components that are easy to swing, such as antennas, flagpoles, etc. In general, specially tested and certified anchors must be used to secure those areas where load line fluctuations exceed 10,000 times of building components, not long ago, design engineers would have been very troubled by the post-fixing of such building components with dynamic loads in reinforced concrete in compliance with regulations. Usually the certification of anchor bolts is only for anchors with mainly static loads. Resolving issues through signed results and individual agreements is often time-consuming and laborious. This uncertainty in design often results in unnecessarily high costs because auxiliary plugs are often overcalculated, which is now easier to do.

● Load

When selecting anchor bolts, in addition to considering the building materials and installation methods, the load is also very important: How big is the force? In which direction does it act? Where does it act? Therefore, the load is determined by the following points: size, direction and point of action. . The units of these forces are expressed in kN, while the unit of torsional moment is Nm.

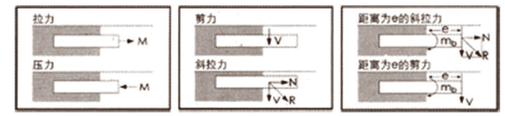

N=axial force (tension/pressure), R=content, V=shear force, Mb=bending moment
The following forces are particularly important for anchor selection:
◆Failure load refers to the force that causes the base material to break or the anchor bolt to break or the anchor bolt to be pulled out. At least 5 separate tests on uncracked substrates are required to get an average value.
◆The standard value of failure load is calculated based on the so-called 5% quantile probability statistics. The 5% quantile means that among all failure load test results, only 5% of the results are smaller than the standard value. And 95% of the results are greater than this value.
◆Design load: Obtained based on the failure load, taking into account the material safety factor, and can be directly used to compare with the effects of the external load design value.
◆The allowable load refers to the usage load with the corresponding safety factor added, based on the certification information of the China Architectural Design Institute. This value is only valid if the various certification conditions are complied with.

Recommended loads or maximum operating loads have taken into account sufficient safety factors. The maximum service load is calculated based on the failure load and/or the standard value of the failure load. The formula is as follows:

$$\text{Maximum use load} = \frac{\text{Failure load(F)}}{\text{Safety factor(r)}}$$

Recommended safety factor
When using the average failure load
Metal and bonded anchors r≥4 Nylon anchors r≥7 When using the standard value of failure load: Metal and bonded anchors r≥3 Nylon anchors r≥5
Taking a metal anchor with a failure load of 40kN
as an example: F use = 40kN/4 = 10kN

This safety factor is only a standard recommended value. This value may be used if not specified separately in the tables of this sample. Using certified anchors, by using test classes: The application can be optimized by using certified anchors, by using test classes the safety factor can be reduced to r=2.52, i.e. by using certified anchors, it can be optimized application.

● destruction

Excessive load, improper installation, and insufficient bearing capacity of the anchor foundation can lead to anchor failure.

The anchorage foundation breaks due to:
◆Tensile or shear force is too high
◆Anchor foundation strength is too low
◆The anchoring depth is too small

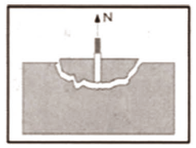

The anchorage foundation breaks due to:
◆Anchor foundation size is too small
◆Failure to comply with margin spacing regulations
◆Expansion force is too high

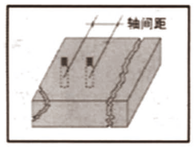

The anchor bolt was pulled out due to:
◆Due to excessive load or improper installation,
◆Cause friction bonding or material bonding failure.

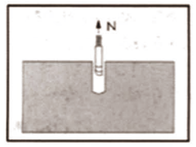

Steel breaks due to:
◆The strength of the anchor bolt or screw is too small for the load.



● Corrosion

Corrosion is a chemical reaction that breaks down metal. The more reactive a metal is, the more severe its material damage will be. For steel, this translates into flaking rust or localized corrosion. Their surface forms are different. The most common types of corrosion in anchor bolts are as follows:
◆Surface corrosion: relatively uniform corrosion on the entire surface or part of the metal surface. A good example of this is the invisible corrosion of screws caused by condensation etc. in the transition area between the anchor plate and the drilled hole.
◆Contact corrosion: When metals with different active types come into contact with each other in a main medium, the active metal always corrodes first. Stainless steel is therefore generally not hazardous.
◆Stress fracture corrosion: When internal or external stress is generated, it can cause stretching and corrosion of the metal. Cracks caused by mechanical stress increase with increasing load, thus creating conditions for progressive corrosion.

GOODFIX&FIXDEX Group

Threaded rods and other threaded products

CE ETA ISO9001

Lifting mechanical connection system
(Please require for a fascicule)



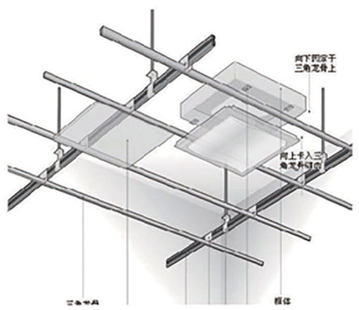

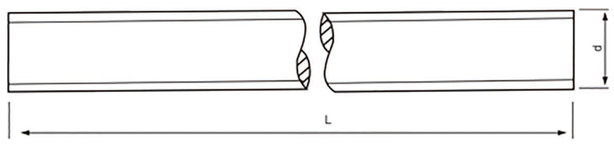

- Size

DN		n3	n4	n5	n6	n8	n10	n12	n14	n16
p		0. 5	0. 7	0. 8	1	1/1. 25	1/1. 25/1. 5	1. 25/1. 25/1. 75	1. 5/2	1. 5/2
g		44	78	124	177	319	500	725	970	1330
Min tensile load(N)	GR4. 8	2110	3690	5960	8440	15400	24400	35400	48300	65900
	GR8. 8	4020	7020	11350	16100	29200	46400	67400	92000	125000
	GR10. 9	5230	9130	14800	20900	38100	60300	87700	120000	163000
	GR12. 9	6140	10700	17300	24500	44600	70800	10300	140000	19200

DN		n18	n20	n22	n24	n27	n30	n33	n36	n39
p		1. 5/2. 5	1. 5/2. 5	1. 5/2. 5	2/3	2/3	2/3. 5	2/3. 5	3/4	3/4
g		1650	2080	2540	3000	3850	4750	5900	6900	8200
Min tensile load(N)	GR4. 8	80600	103000	127000	148000	193000	263000	292000	343000	410000
	GR8. 8	159000	203000	252000	293000	381000	466000	576000	678000	810000
	GR10. 9	200000	255090	315000	367000	477000	583000	722000	850000	1020000
	GR12. 9	234000	299000	370000	431000	560000	684000	847000	997000	1200000



GOODFIX&FIXDEX Group

Threaded rods and other threaded products

double-headed studs



Alias list: double-headed screws, double-headed studs Application: Mining machinery, bridges, automobiles, elevators, etc.

Function: fixed link used for connecting machinery

Manufacturing standards: GB897-GB901

Mainly usages.

1、Used in the main body of large equipment, need to install accessories, such as sight glass, mechanical seal seat, reducer frame, etc.. At this time, it needs to use double-headed bolts, one side twist into the main body, after the installation of accessories, the other side installed with hex nut, due to the accessories are often disassembled, threads will be worn or damaged, it will be very convenient to replace to use the stud bolt.

2、Used to connect the object whose thickness is very large, it will use the stud bolt when the bolt length is very long.

3、Used to connect thick plates and inconvenient to use hexagonal bolts to connect places, such as concrete roof racks, roof beams hanging monorail beams hanging pieces.

Various materials:

carbon steel：Q195,Q215，Q235，Q255，Q275，A3，SS400，Q345B，10B21，high-quality carbon steel：ML15AL, 20#钢，35#钢，45#钢，65Mn，08F，

alloy steel：40Cr,40CrMo，30CrMo，35CrMo，42CrMo，20MnB，20CrMnTi，25Cr2MoV，

stainless steel：201，304，316，316L

Fastener grades include grade 4.8, grade 5.8, grade 6.8, grade 8.8, grade 10.9, grade 12.9, grade 14.9, coarse thread, fine thread, reverse thread.

A variety of surface treatment: white zinc plating, color zinc, hot-dip galvanizing, Dacromet, hot-deep galvanizing, powder zinc plating, nickel plating, chromium plating, meta-alloy co-infiltration, closed treatment, oxidation and other surface treatment. We can provide various kinds of extra-large and long high-strength bolts with customized processing.

CE ETA ISO9001

Multi-process treatment

Surface finish

Wear-proof

Proof against corrosion

Wide range of applications

High hardness